

Technical data :

Output type	PNP
Function	NO/NC (*)
Operating voltage	10...30V DC
Operating current	200 mA
Non-Load consumption	< 25 mA
Voltage drop	< 2 V
Residual current	< 70 μ A
Ambient temperature range	-25...70 °C
Repeatability	< 5 %
Switching frequency	20 Hz

Protection :

Reverse polarity protection	
Short-circuit protection	
Overload protection	
IEC 61000-4-2 (ESD)	4kV Contact / 8kV Air
IEC 61000-4-4 (Burst)	2kV / 5kHz
IEC 61000-4-6 (RF conducted)	3V 150kHz...80MHz
Protection degree	IP67

Materials :

Main housing	Stainless steel
Sensor housing	Stainless steel with titanium nitride coating

Status indication :

Power	Green LED
Output	Yellow LED

Connection :

Connector	M12
-----------	-----

Accessories (included) :

2 stainless steel fixing nuts

Accessories (not included) :

Nuts centering pin (OBTLOXMX range)
Teaching pocket (BA02)

Settings :

(*) Output type and sensor sensitivity are programmable (see teaching process page hereafter)

Detected objects :

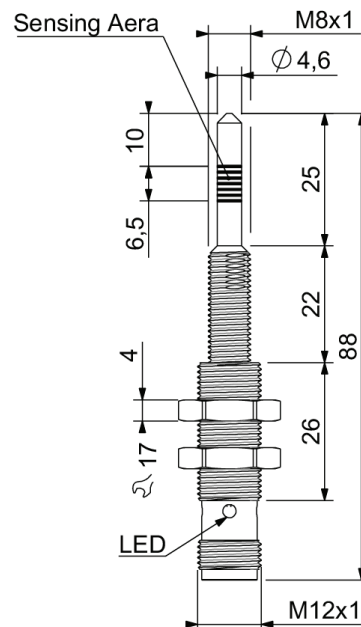
M6 to M20 ferromagnetic nuts

C12T305L040932

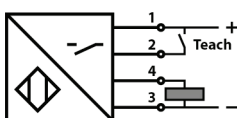
Nuts sensor
L04,6



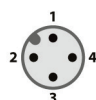
Dimensions :



Connection diagram :



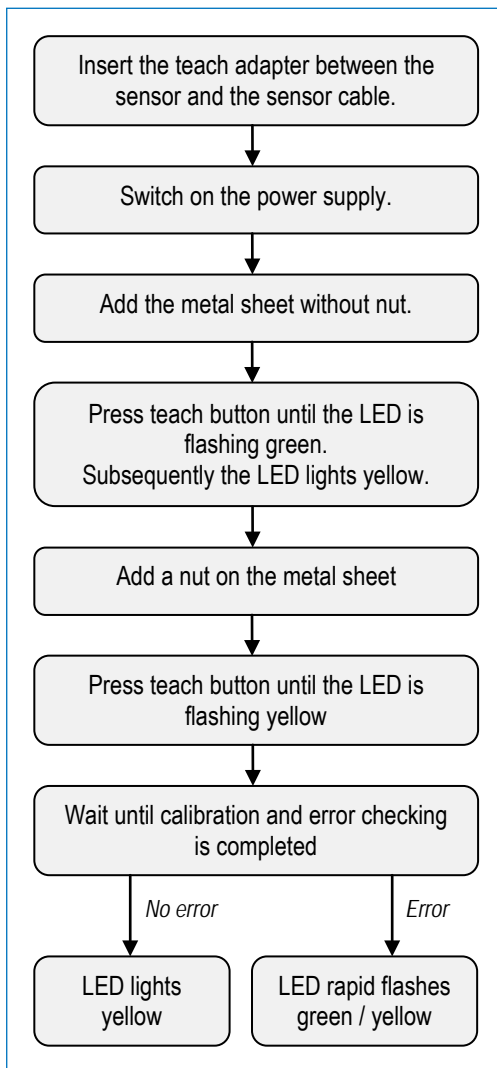
Pin assignment :



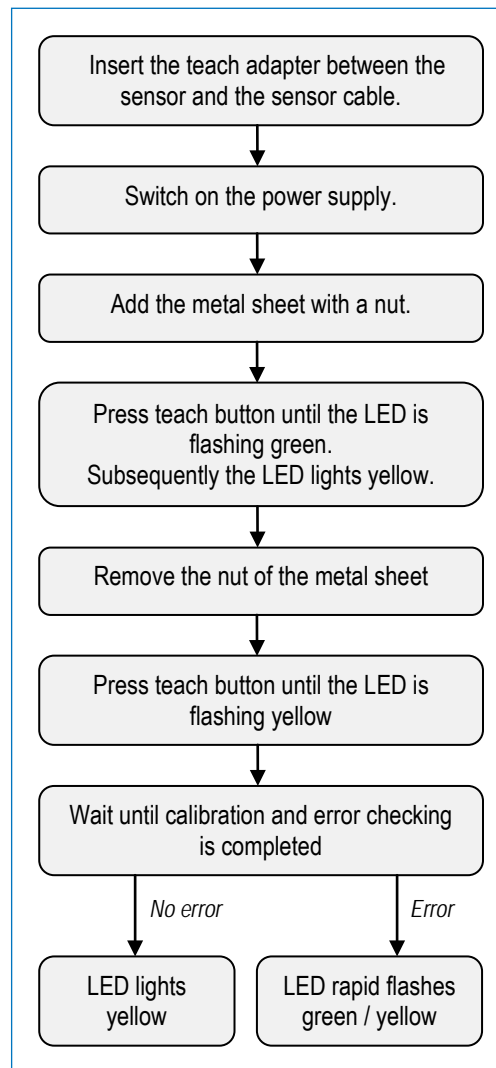
Teach of the sensitive area and output type selection

Each sensor has to be calibrated, according to the target characteristics and the operating environment. In order to calibrate the sensor, the Senstronic teach adapter BA02 is required (see page hereafter).

Teaching process, output type : NO



Teaching process, output type : NC

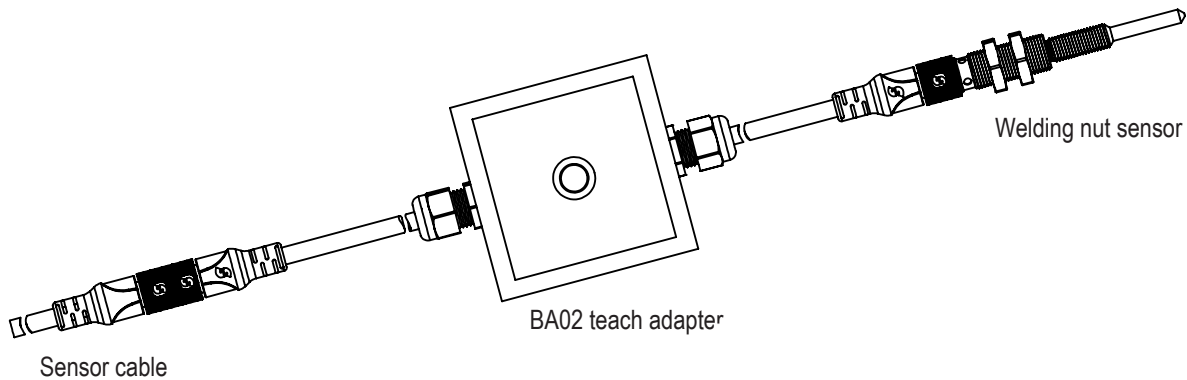


The teaching procedure must be performed in less than 20 seconds. After this time the sensor returns to its normal operating mode.

Once the teaching procedure performed, a change of the sensor's environment (addition or removal of metal, variation of the surrounding magnetic field...) could lead to a faulty detection.

Teach wiring diagrams

First connecting means : the teach adapter is inserted between the sensor and the sensor cable.



Second connecting means : the teach adapter is connected to a T splitter, avoiding the sensor disconnection.

