

Technical data :

Rated operating distance (Sn)	8 mm
Mounting mode	Flush (*)
(*) Partially Flush mountable in steel, as shown in diagram enclosed (Nuts flush with the sensitive surface). Totally Flush mountable in copper, brass and aluminium.	
Output type	PNP
Function	NO
Operating voltage	10...48V DC
Operating current	150 mA
Non-Load consumption	< 7 mA
Voltage drop	< 2,5 V
Residual current	< 70 µA
Ambient temperature range	-25...70 °C
Hysteresis	3...15 %
Repeatability	< 5 %
Switching frequency	600 Hz

Protection :

Reverse polarity protection	
Short-circuit protection	
Overload protection	
IEC 61000-4-2 (ESD)	4kV Contact / 8kV Air
IEC 61000-4-4 (Burst)	2kV / 5kHz
IEC 61000-4-6 (RF conducted)	3V 150kHz...80MHz
Class II insulation	
Protection degree	IP67

Materials :

Housing	Brass, PTFE coated
Sensing face	PTFE

Status indication :

Output	Yellow LED
--------	------------

Connection :

Connector	M12
-----------	-----

Accessories (included) :

2 PTFE coated brass fixing nuts

Notes :

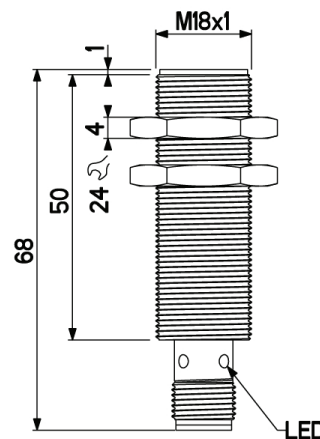
X : Steel plate of any thickness

A126305M180851

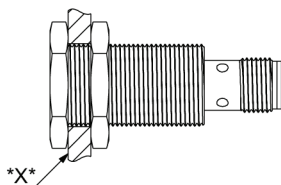
M18



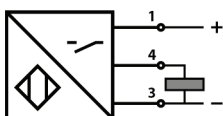
Dimensions :



Details view (mounting mode) :



Connection diagram :



Pin assignment :

