

Technical data :

Rated operating distance (Sn)	1,5 mm
Mounting mode	Flush
Function	NO
Operating voltage	10...55 V DC
Operating current	1,5...100 mA
Voltage drop	< 5 V
Residual current	< 600 µA
Ambient temperature range	-25...70 °C
Hysteresis	3...15 %
Repeatability	< 5 %
Switching frequency	1 kHz

Protection :

Non-polarised	
Short-circuit protection	
Overload protection	
IEC 61000-4-2 (ESD)	4kV Contact / 8kV Air
IEC 61000-4-4 (Burst)	2kV / 5kHz
IEC 61000-4-6 (RF conducted)	3V 150kHz...80MHz
Class II insulation	
Protection degree	IP67

Materials :

Housing	Anodized aluminium
Sensing face	PA

Status indication :


Output S4	Yellow LED
Output S2	Green LED

Connection :

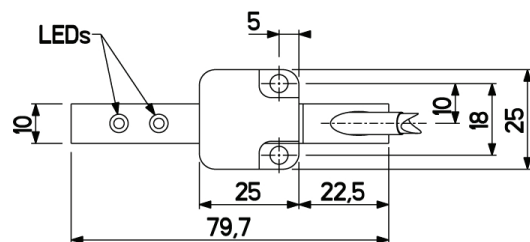
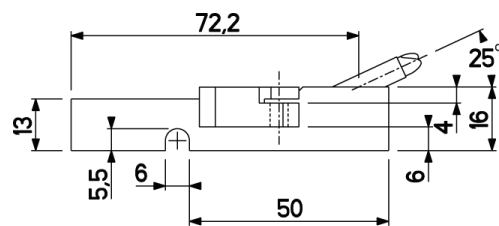
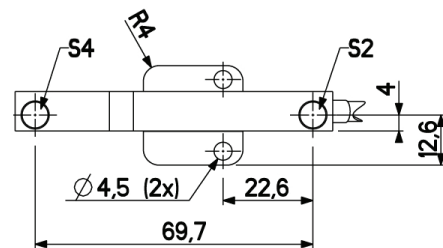
Connector	M12
Cable	PVC
Cable length	0,2 m

A1202P6K040111

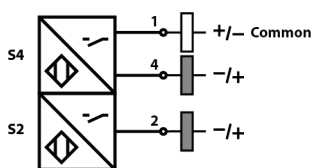
CP 40



Dimensions :



Connection diagram :



Pin assignment :

